

Part List

- mechanical -



XperiaTM acro S
LT26w

CONTENTS

1 **Part List 3**

2 **Revision History 9**










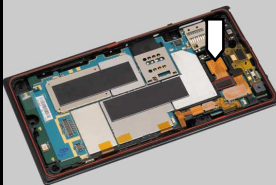


1 Part List







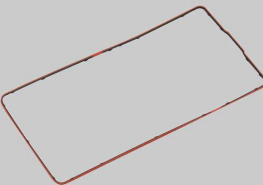






The following parts are available for order in 'E-star'.

















The 'E-star' name of a part may often be complex and even confusing, so the name of certain parts mentioned in the Working Instructions, Repair Movies and Troubleshooting Guide are often referred to by a simple descriptive name for better understanding.






Both names (designations) will in that case be included in this Part List, where the name being used in the documents mentioned above is underlined, e.g. Battery Cover.






Designation	Part No.	Part	Location
Audio Jack	1242-3994		
Battery	1253-4166		
<u>Cap Audio Jack</u> Cap Audio Jack Black Cap Audio Jack White Cap Audio Jack D-Pink	1253-4738 1257-0181 1257-0184		
<u>Cap HDMI</u> Cap HDMI Black Cap HDMI White Cap HDMI D-Pink	1253-4712 1257-0170 1257-0173		
<u>Cap Micro SD</u> Cap Micro SD Black Cap Micro SD D-Pink Cap Micro SD D-White	1253-4800 1257-0229 1261-7616		
<u>Cap Micro USB</u> Cap Micro USB Black Cap Micro USB White Cap Micro USB D-Pink	1253-4757 1257-0196 1257-0199		
<u>Cap SIM</u> Cap SIM Black Cap SIM D-Pink Cap SIM D-White	1253-4783 1257-0212 1261-7614		

Designation	Part No.	Part	Location
Charger PAD connector	1255-3812		
Core Unit Label	1253-4855		
<u>Cover Back</u> Cover Back Black Cover Back White Cover Back Pink	1265-0782 1266-5400 1266-5401		
<u>Cover Bottom</u> Cover Bottom Black Cover Bottom White Cover Bottom Pink	1253-4857 1266-5670 1266-5679		
Ear Speaker	1252-7376		
<u>Camera</u> FICTIVE Camera 13.1 M	1252-6695		
Foil Adhesive Audio Jack	1253-4632		
Foil Adhesive Battery	1253-4563		

Designation	Part No.	Part	Location
Foil Adhesive WP Receiver	1253-4093		
Foil Adhesive WP Speaker	1253-4616		
Gasket Dot Connector	1255-5010		
Gasket Main	1253-4692		
Holder Camera	1253-4558		
<u>Key Camera</u> Key Camera Black Key Camera D-Pink Key Camera D-White	1253-4836 1257-0343 1261-7622		
Key Gasket	1253-4704		
<u>Key Power</u> Key Power Black Key Power D-Pink Key Power D-White	1253-4822 1257-0333 1261-7619		

Designation	Part No.	Part	Location
<u>Key Volume</u> Key Volume Black Key Volume D-Pink Key Volume D-White	1253-4828 1257-0339 1261-7620		
<u>Label NFC</u> Label NFC Black Label NFC White	1263-1518 1264-6322		
Lightguide Key Sub Assy	1253-4125		
Loudspeaker	1252-7372		
Net Speaker	1253-4613		
PBA Flex Module	1253-3431		
<u>Rear Cover Assy</u> Rear Cover Assy Black Rear Cover Assy White Rear Cover Assy Pink	1266-6015 1266-9695 1266-9709		
Screw Len:5.0 Diam:1.7 O-Ring	1253-4694		

Designation	Part No.	Part	Location
Screw Len:2.8 Diam:1.4 O-Ring M	1253-4697		
			
Sheet Key FPC	1263-7952		
Sheet LED	1263-7948		
Sheet volume key	1262-5045		
SIM Connector	1255-4576		
Spacer Felica	1255-5491		
Touch/Display Front Cover Assy Touch/Display Front Cover Assy Black Touch/Display Front Cover Assy White Touch/Display Front Cover Assy Pink	1266-0987 1266-9687 1266-9702		

Part List (mech)			
Designation	Part No.	Part	Location
<div>Vibrator</div> <div>Vibr Bar Analog AC S003</div>	1231-8585		
Water Indicator	1255-4136		
			

2 Revision History

Rev.	Date	Changes / Comments
1	2012-Jul-27	Initial release
2	2012-Aug-03	No change